BURHANI COLLEGE

Students' Satisfaction Survey

ACADEMIC YEAR 2022-2023

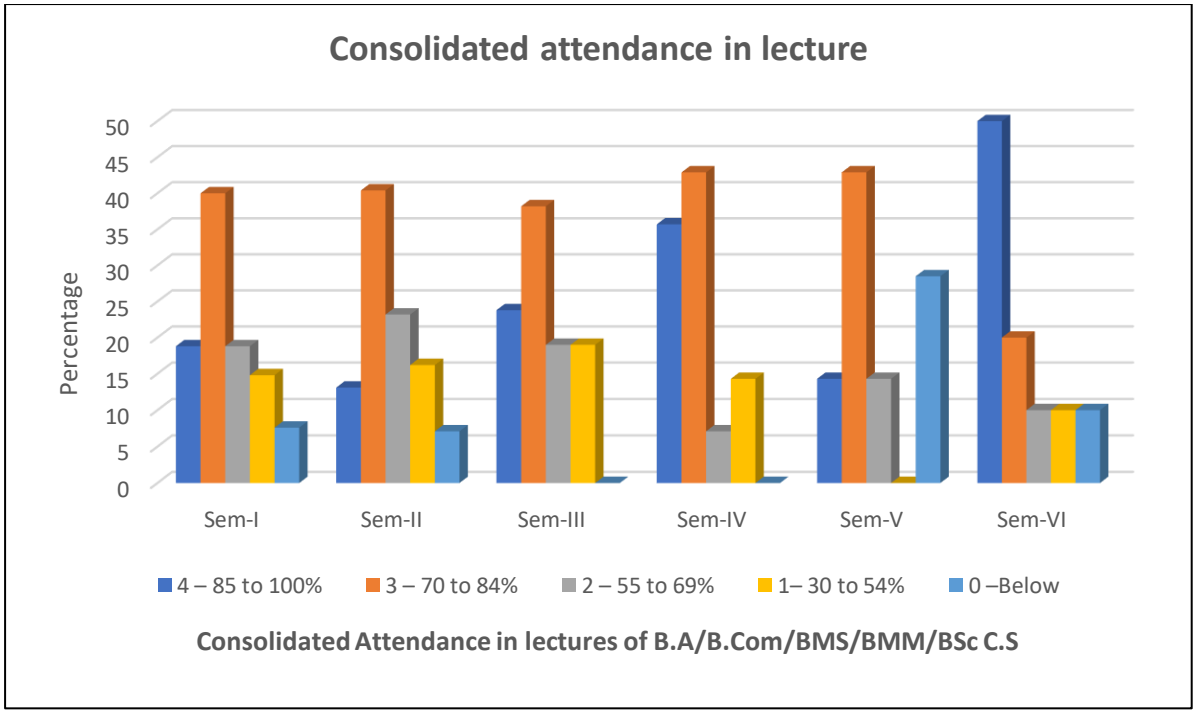
Consolidated attendance in lecture
Percentage
50
45
40
35
30
25
20
15
10
5
0
Sem-I
Sem-II
Sem-III
Sem-IV
Sem-V
Sem-VI
4 – 85 to 100%
3 – 70 to 84%
2 – 55 to 69%
1– 30 to 54%
0 –Below
Consolidated Attendance in lectures of B.A/B.Com/BMS/BMM/BSc C.S

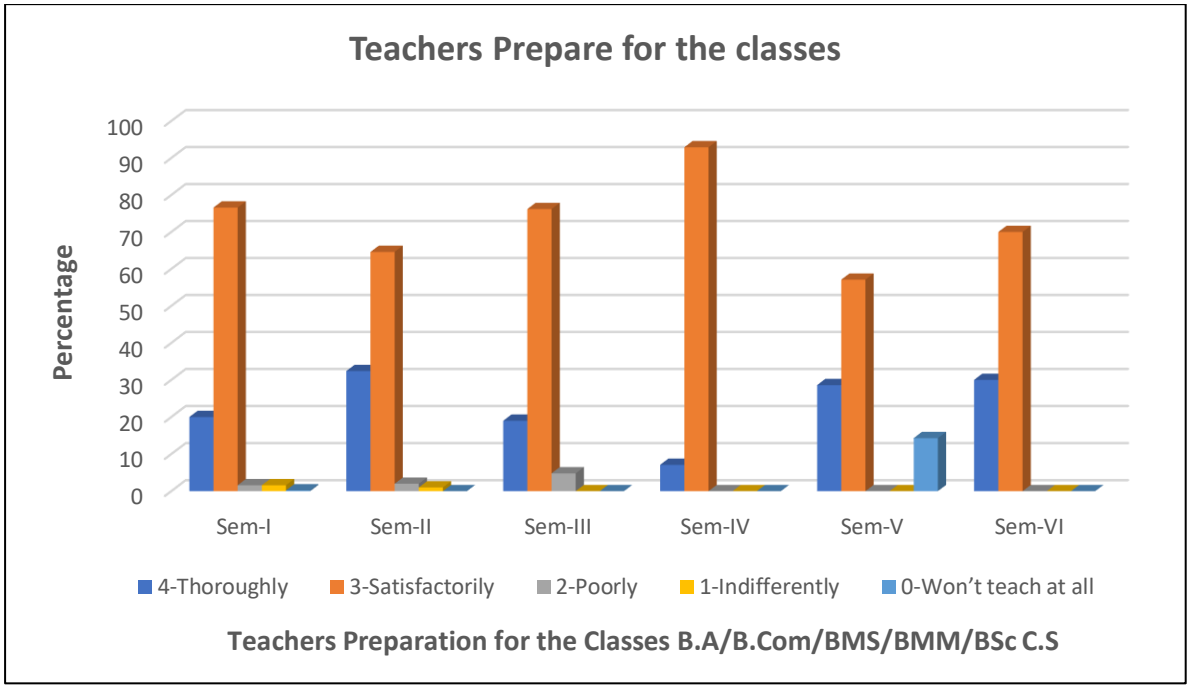
Teachers Prepare for the classes
Percentage
100
90
80
70
60
50
40
30
20
10
0
Sem-I
Sem-II
Sem-III
Sem-IV
Sem-V
Sem-VI
4-Thoroughly
3-Satisfactorily
2-Poorly
1-Indifferently
0-Won't teach at all
Teachers Preparation for the Classes B.A/B.Com/BMS/BMM/BSc C.S

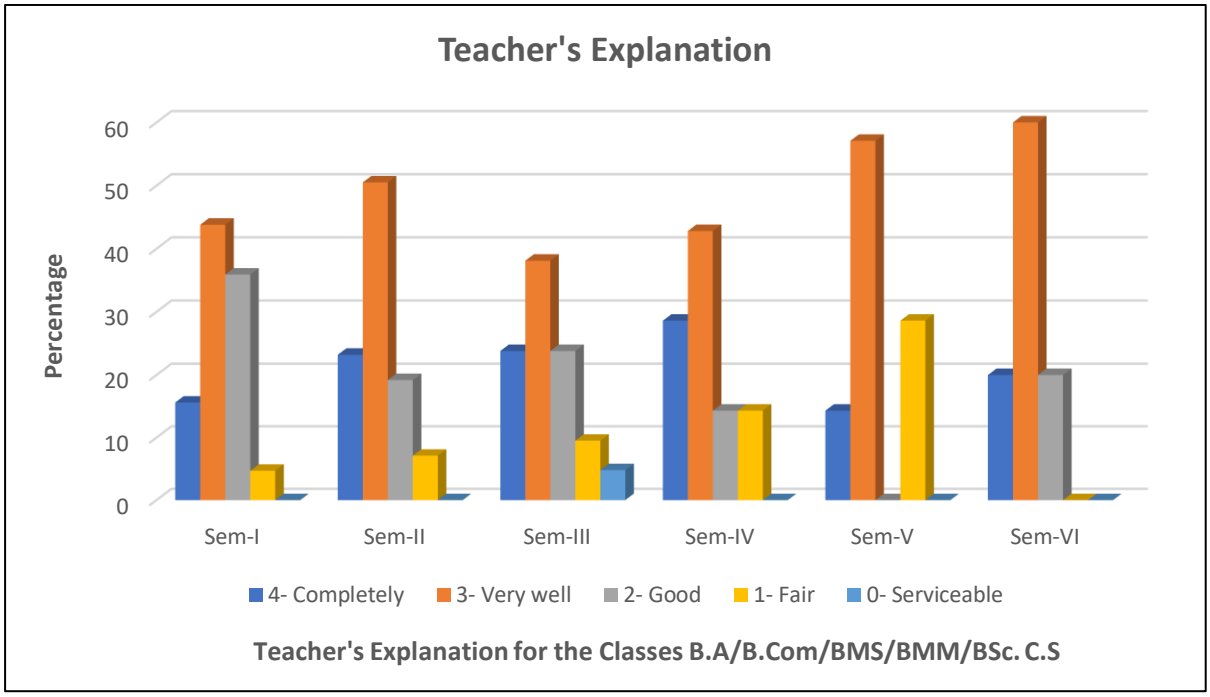
Teacher's Explanation
Percentage
60
50
40
30
20
10
0
Sem-I
Sem-II
Sem-III
Sem-IV
Sem-V
Sem-VI
4- Completely
3- Very well
2- Good
1- Fair
0- Serviceable
Teacher's Explanation for the Classes B.A/B.Com/BMS/BMM/BSc. C.S

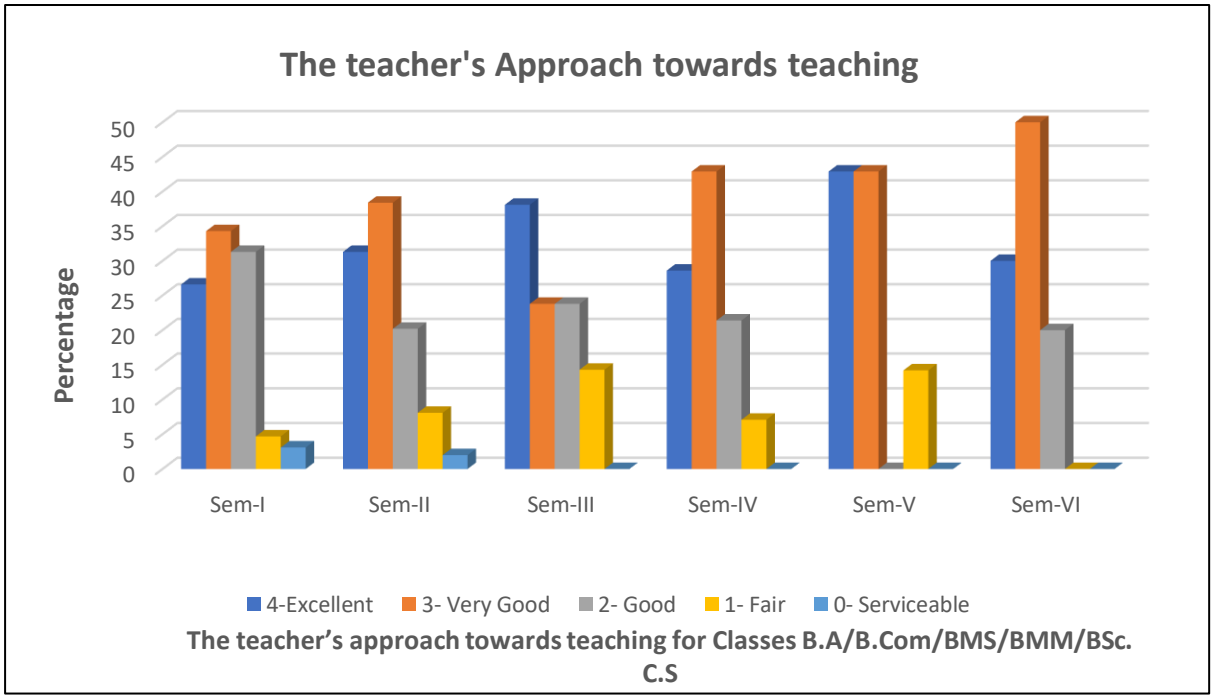
The teacher's Approach towards teaching
Percentage
50
45
40
35
30
25
20
15
10
5
0
Sem-I
Sem-II
Sem-III
Sem-IV
Sem-V
Sem-VI
4-Excellent
3- Very Good
2- Good
1- Fair
0- Serviceable
The teacher’s approach towards teaching for Classes B.A/B.Com/BMS/BMM/BSc. C.S

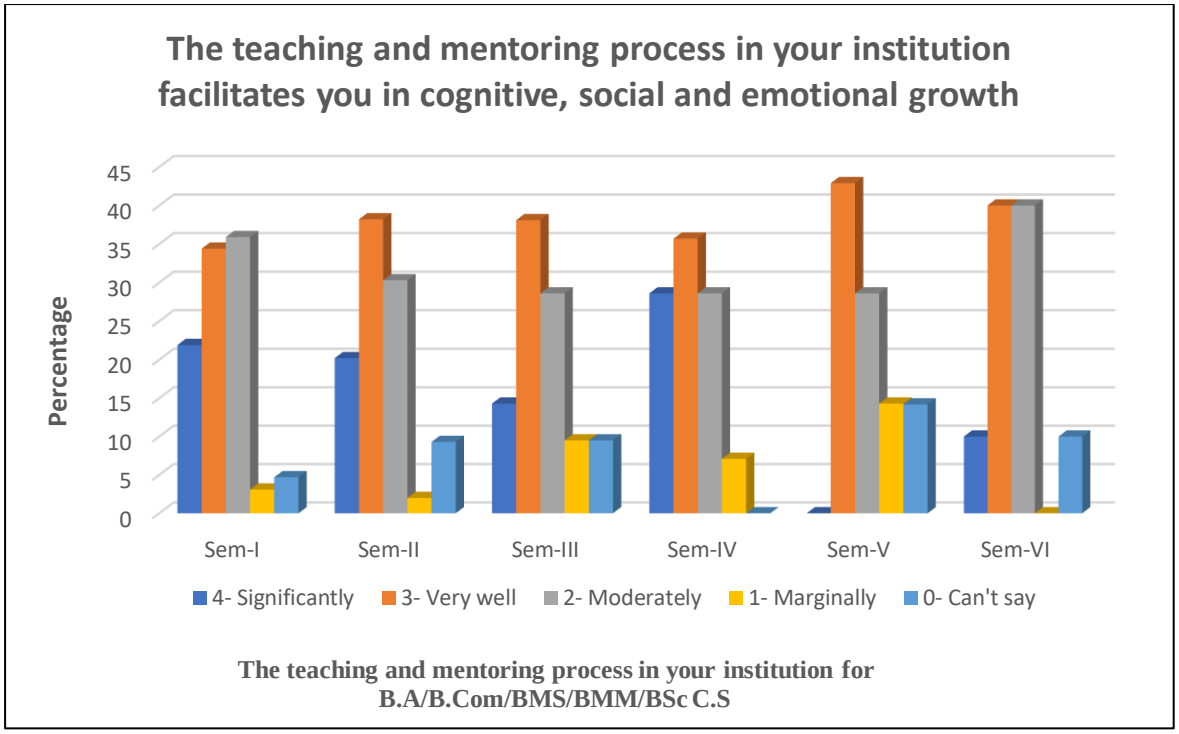
The teaching and mentoring process in your institution facilitates you in cognitive, social and emotional growth
Percentage
45
40
35
30
25
20
15
10
5
0
Sem-I
Sem-II
Sem-III
Sem-IV
Sem-V
Sem-VI
4- Significantly
3- Very well
2- Moderately
1- Marginally
0- Can't say
The teaching and mentoring process in your institution for B.A/B.Com/BMS/BMM/BSc C.S

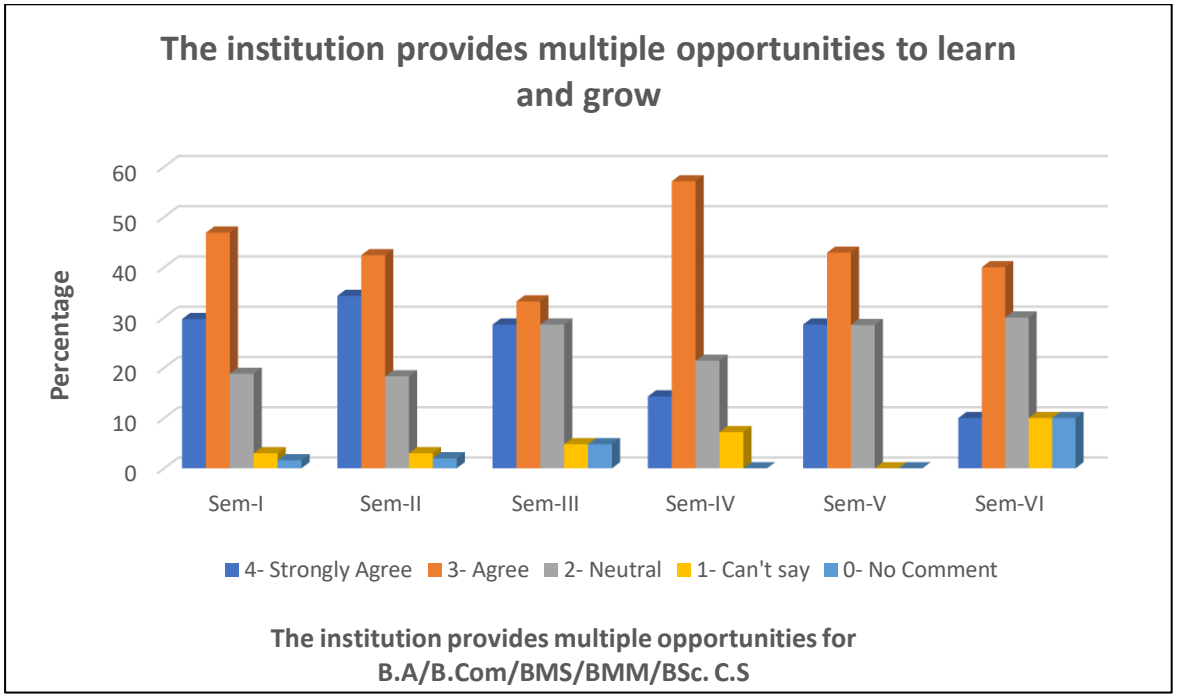
The institution provides multiple opportunities to learn and grow
Percentage
60
50
40
30
20
10
0
Sem-I
Sem-II
Sem-III
Sem-IV
Sem-V
Sem-VI
4- Strongly Agree
3- Agree
2- Neutral
1- Can't say
0- No Comment
The institution provides multiple opportunities for B.A/B.Com/BMS/BMM/BSc. C.S

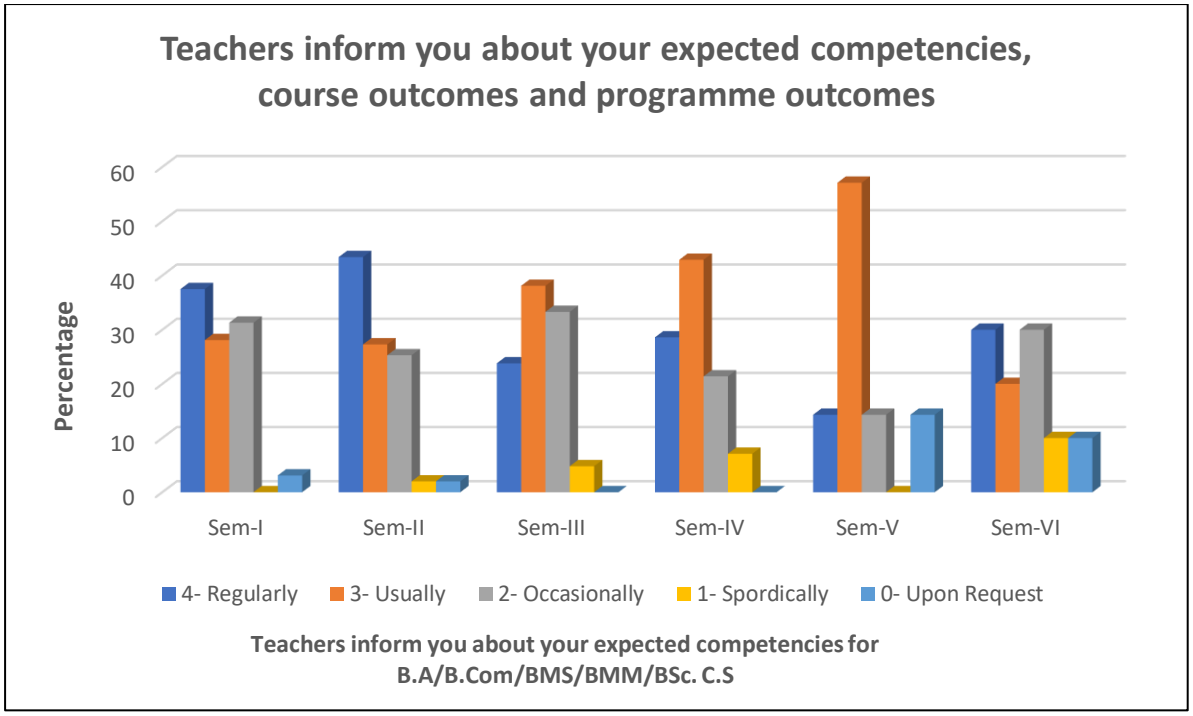
Teachers inform you about your expected competencies, course outcomes and programme outcomes
Percentage
60
50
40
30
20
10
0
Sem-I
Sem-II
Sem-III
Sem-IV
Sem-V
Sem-VI
4- Regularly
3- Usually
2- Occasionally
1- Spordically
0- Upon Request
Teachers inform you about your expected competencies for B.A/B.Com/BMS/BMM/BSc. C.S

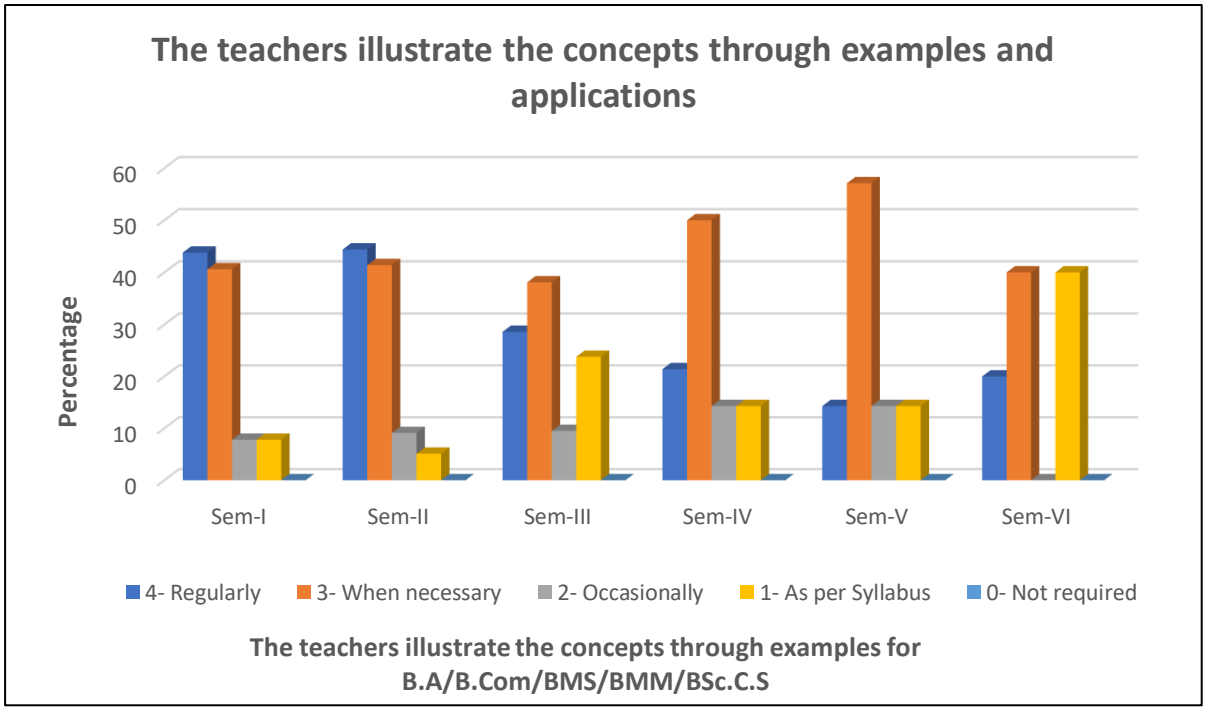
The teachers illustrate the concepts through examples and applications
Percentage
60
50
40
30
20
10
0
Sem-I
Sem-II
Sem-III
Sem-IV
Sem-V
Sem-VI
4- Regularly
3- When necessary
2- Occasionally
1- As per Syllabus
0- Not required
The teachers illustrate the concepts through examples for B.A/B.Com/BMS/BMM/BSc.C.S

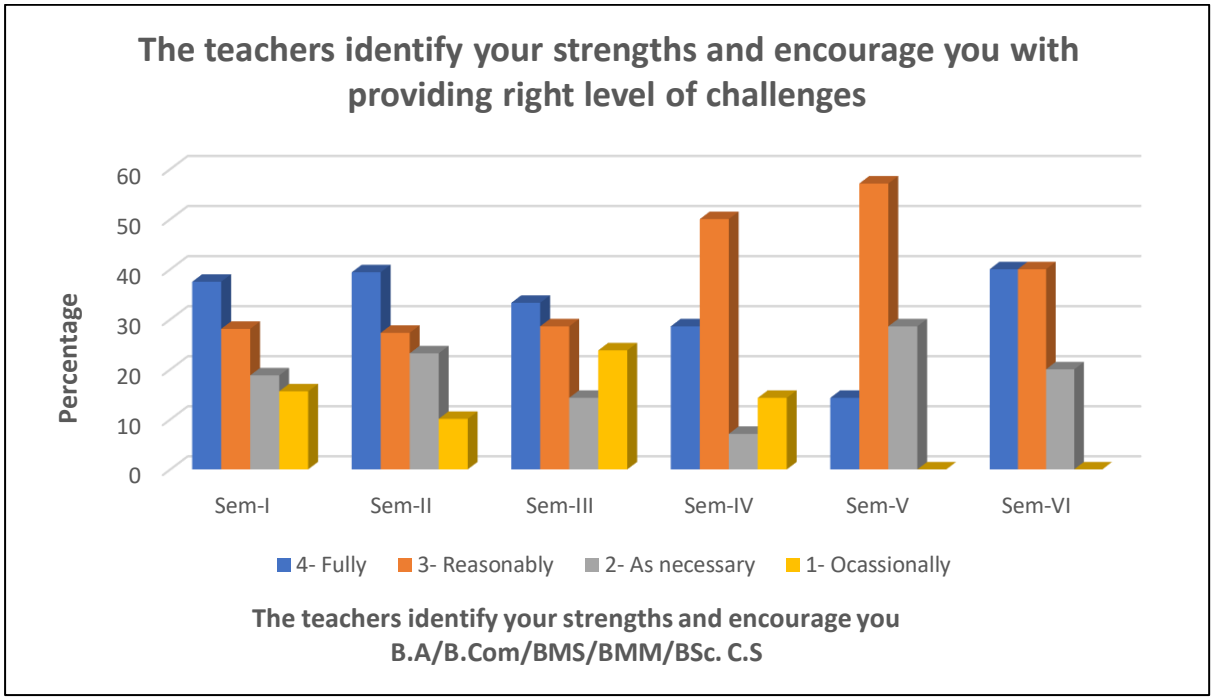
The teachers identify your strengths and encourage you with providing right level of challenges
Percentage
60
50
40
30
20
10
0
Sem-I
Sem-II
Sem-III
Sem-IV
Sem-V
Sem-VI
4- Fully
3- Reasonably
2- As necessary
1- Ocassionally
The teachers identify your strengths and encourage you
B.A/B.Com/BMS/BMM/BSc. C.S

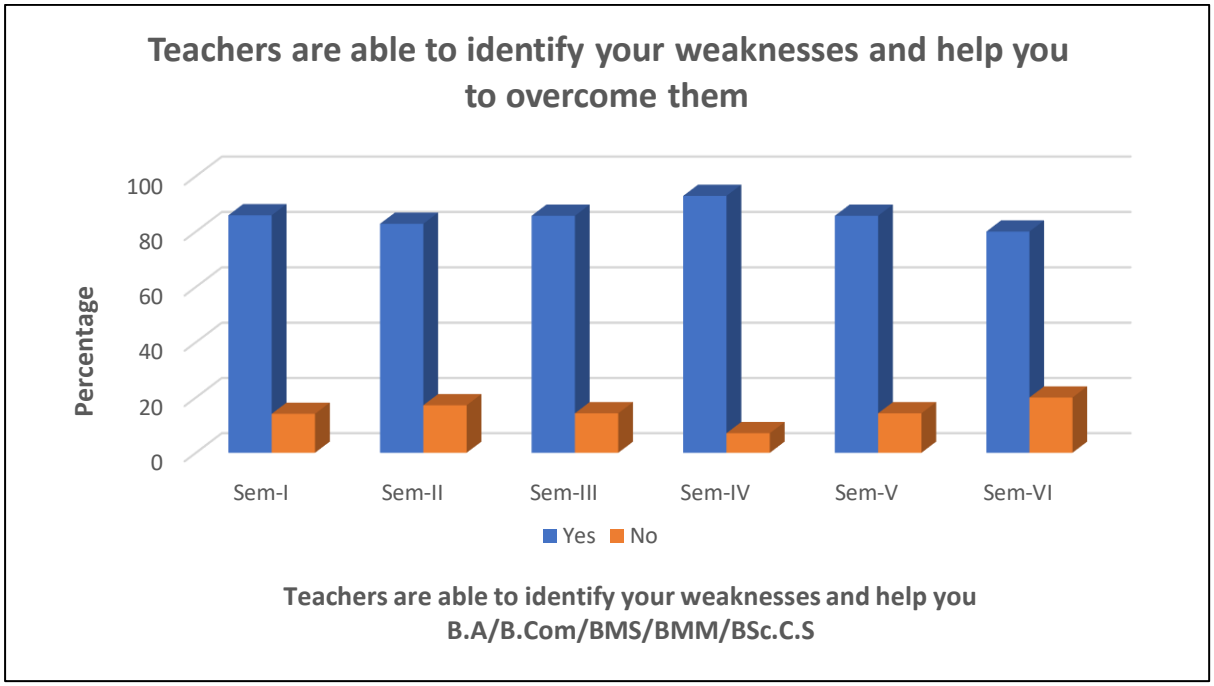
Teachers are able to identify your weaknesses and help you to overcome them
Percentage
100
80
60
40
20
0
Sem-I
Sem-II
Sem-III
Sem-IV
Sem-V
Sem-VI
Yes
No
Teachers are able to identify your weaknesses and help you
B.A/B.Com/BMS/BMM/BSc.C.S

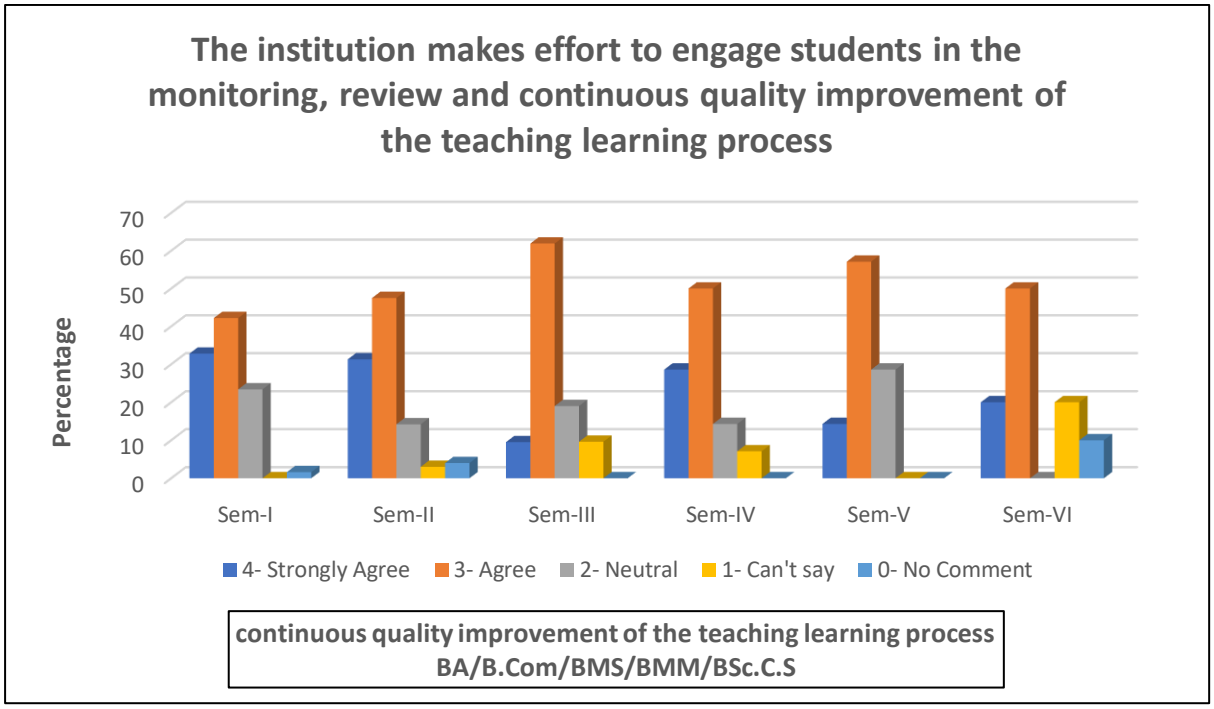
The institution makes effort to engage students in the monitoring, review and continuous quality improvement of the teaching learning process
Percentage
70
60
50
40
30
20
10
0
Sem-I
Sem-II
Sem-III
Sem-IV
Sem-V
Sem-VI
4- Strongly Agree
3- Agree
2- Neutral
1- Can't say
0- No Comment
continuous quality improvement of the teaching learning process BA/B.Com/BMS/BMM/BSc.C.S

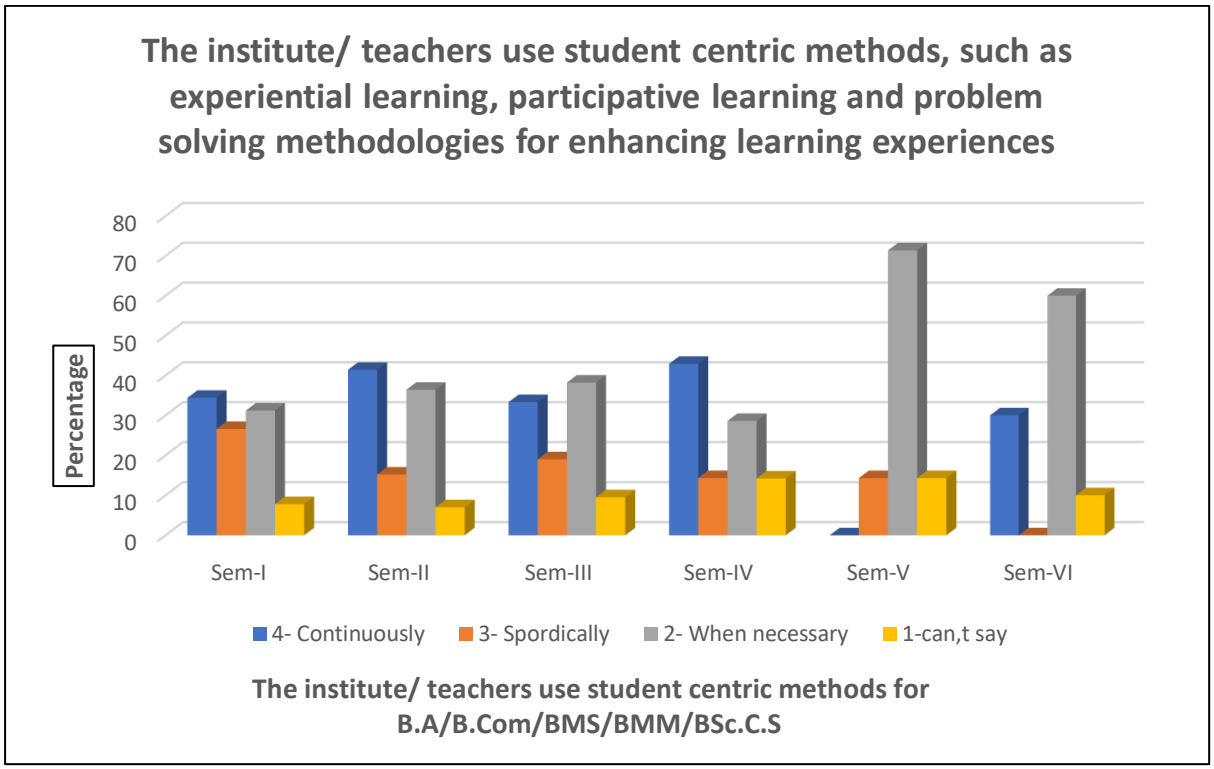
The institute/ teachers use student centric methods, such as experiential learning, participative learning and problem solving methodologies for enhancing learning experiences
Percentage
80
70
60
50
40
30
20
10
0
Sem-I
Sem-II
Sem-III
Sem-IV
Sem-V
Sem-VI
4- Continuously
3- Spordically
2- When necessary
1-can,t say
The institute/ teachers use student centric methods for B.A/B.Com/BMS/BMM/BSc.C.S

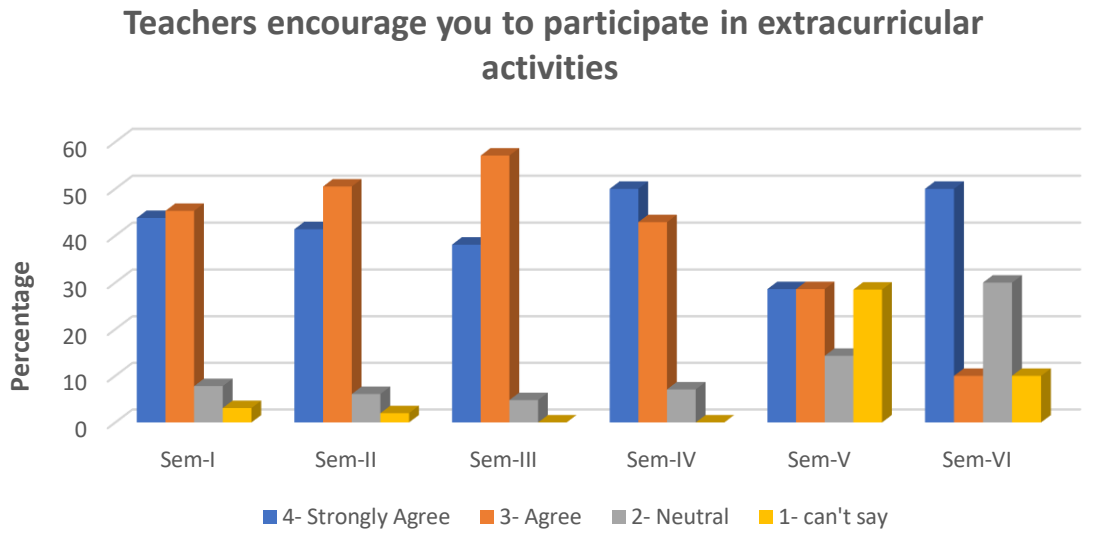

Teachers encourage you to participate in extracurricular activities B.A/B.Com/BMS/BMM/BSc.C.S

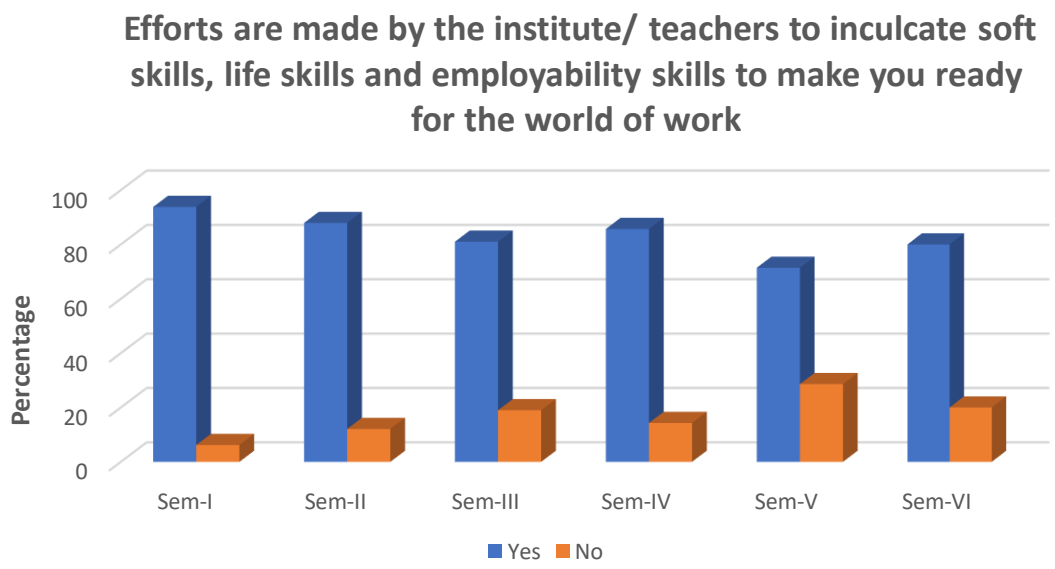

Efforts are made to inculcate soft skills, life skills and employability skills to make you ready for the world of work B.A/B.Com/BMS/BMM/BSc.C.S